

TEST PUMP SERIES

Hand Test Pump TP50E

Code No. **TP50E**

**ECONOMICAL ,
STURDY & COMPACT
MODEL IS AVAILABLE!!**



**IDEAL MODEL FOR LEAK TEST OF
VARIOUS PIPES, TANKS, VALVES,
AND JOINTS.**

Durability

Solid casting for long life

Ultra light & Compact

Easy to carry, only 3.3kg



Specification


Maximum Pressure	Discharge	Exhalation	Weight	Tank capacity	Dimension (LxWxH mm)	Standard accessories
50kgf/cm ² (711.2psi)	16ml/one stroke	BSPT 1/4"	3.3kg	3.0L	333×233×240	Hose (1m)

Electronic Test Pump EP440

Code No. **EP013**

MOTOR 200W. VOLTAGE MADE TO ORDER.

**COMPACT & LIGHT
WEIGHT!**



**The main feature of EP440 is that it
is really light and compact even
though it's an electronic pump.
Furthermore, it can be a high
pressure cleaner which enables to
clean fins of A/C unit without any
damage.**



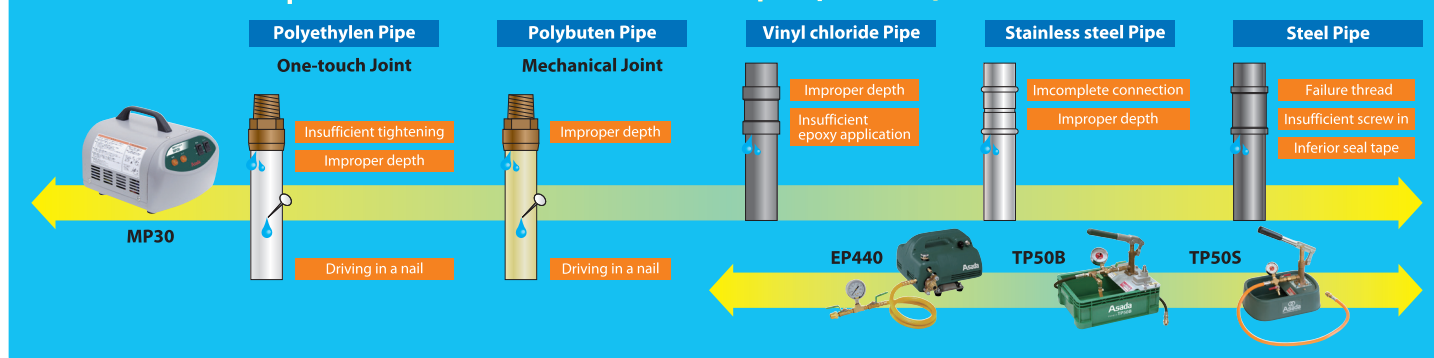
***Optional Spray Gun is available for pressure
cleaner use.**

Specification

Maximum Pressure	Discharge	Exhalation	Weight	Tank capacity	Dimension (LxWxH mm)	Standard accessories
40kgf/cm ² (568.9psi)	3L/min(50Hz) 3.7L/min(60Hz)	BSPT 1/4"	9kg	3.0L	270×230×210	Pressure Gauge Kit, Suction & Relief Hoses (2.6m), High Pressure Hose (1m), Filter, 2 Wrenches, Case

MORE UNIQUE MODELS ARE AVAILABLE !


Major causes of leaks and the proper inspection machines



Hybrid Test Pump TP50B

Code No. TP50B

Either Hand operated or powered by a Rechargeable Drill or Screwdriver




Maximum pressure, achieved by hand power, is 50kgf/cm², 711.2psi



Maximum Pressure	By Hand : 50kgf/cm ² , 711.2psi By Pump : 2.0kgf/cm ² , 29.0psi
Discharge	By Hand : 16ml/stroke By Pump : 3.5L/min
Weight	5.5kg
Dimensions	L : 380×W : 292×H : 296mm
Standard Accessories	1/4"×1/2" Nipple with Filter, Hex Bit

Pulsation Test Pump MP30 for more strict inspection for leakages

It is easier to find leaks by using pulsating pressure!



Safety designed with overload protection



Maximum Pressure	For Spring Water : 25.5kgf/cm ² , 362.6psi For Pulsation : 20.4kgf/cm ² , 290.1psi
Discharge	3.0L/min (50Hz) 3.7L/min (60Hz)
Weight	13kg
Dimensions	L : 329×W : 255×H : 240mm
Standard Accessories	High Pressure Hose(1m), Suction Hose(2.6m), Relief Hose(2.6m), Filter, Pressure Gauge Kit, Case

MOTOR 200W. VOLTAGE 100V MODEL ONLY.

● Distributed by _____

Asada
ASADA CORPORATION

3-60, Kamiida, Nishi-Machi, Kita-Ku,
Nagoya, Japan 462-8551
TEL +81-52-914-1062 FAX +81-52-914-1065
URL <http://www.asada.co.jp> E-mail:trade @ asada.co.jp